

ORINI COMBINED SCHOOL

ANNUAL REPORT

FOR THE YEAR ENDED 31 DECEMBER 2020

School Directory

Ministry Number:	1869
Principal:	Chrissy Wakeman
School Address:	1389 Orini Road
School Postal Address:	1389 Orini Road RD 2, Taupiri, 3792
School Phone:	07 824 4847
School Email:	office@orini.school.nz

Members of the Board of Trustees

Name	Position	How Position Gained	Term Expires/ Expired
Scott Hamilton	Chairperson	Elected	May 2022
Chrissy Wakeman	Principal	ex Officio	
Rachel Howser	Staff Rep	Elected	May 2022
Drewe Finlay	Proprietors Rep	Elected	May 2022
Dana Hammonds	Other	Elected	May 2022
Rachel Blank	Other	Elected	May 2022
Natalie Johnstone	Other	Elected	May 2022

Accountant / Service Provider: Education Services Ltd

ORINI COMBINED SCHOOL

Annual Report - For the year ended 31 December 2020

Index

Page	Statement
	Financial Statements
1	Statement of Responsibility
2	Statement of Comprehensive Revenue and Expense
3	Statement of Changes in Net Assets/Equity
4	Statement of Financial Position
5	Statement of Cash Flows
6 - 21	Notes to the Financial Statements
	Other Information
	Analysis of Variance
22	Kiwisport

Orini Combined School

Statement of Responsibility

For the year ended 31 December 2020

The Board of Trustees accepts responsibility for the preparation of the annual financial statements and the judgements used in these financial statements.

The management (including the principal and others as directed by the Board) accepts responsibility for establishing and maintaining a system of internal controls designed to provide reasonable assurance as to the integrity and reliability of the school's financial reporting.

It is the opinion of the Board and management that the annual financial statements for the financial year ended 31 December 2020 fairly reflects the financial position and operations of the school.


The School's 2020 financial statements are authorised for issue by the Board.

Scott Hamilton
Full Name of Board Chairperson


Signature of Board Chairperson

5/5/21
Date:

Chrissy Wakeman
Full Name of Principal


Signature of Principal

5/5/21
Date:

Orini Combined School
Statement of Comprehensive Revenue and Expense

For the year ended 31 December 2020

	Notes	2020 Actual \$	2020 Budget (Unaudited) \$	2019 Actual \$
Revenue				
Government Grants	2	922,570	189,332	847,353
Locally Raised Funds	3	61,559	123,259	67,665
Interest income		961	4,000	3,297
		<u>985,090</u>	<u>316,591</u>	<u>918,315</u>
Expenses				
Locally Raised Funds	3	33,787	73,563	36,544
Learning Resources	4	665,789	98,385	596,317
Administration	5	68,602	65,667	65,041
Finance		2,364	466	2,291
Property	6	206,078	50,570	171,503
Depreciation	7	43,153	43,000	39,207
		<u>1,019,773</u>	<u>331,651</u>	<u>910,903</u>
Net Surplus / (Deficit) for the year		(34,683)	(15,060)	7,412
Other Comprehensive Revenue and Expenses		-	-	-
Total Comprehensive Revenue and Expense for the Year		<u>(34,683)</u>	<u>(15,060)</u>	<u>7,412</u>

The above Statement of Comprehensive Revenue and Expense should be read in conjunction with the accompanying notes which form part of these financial statements.




Orini Combined School
Statement of Changes in Net Assets/Equity

For the year ended 31 December 2020

	Notes	Actual 2020 \$	Budget (Unaudited) 2020 \$	Actual 2019 \$
Balance at 1 January		372,169	371,668	364,757
Total comprehensive revenue and expense for the year		(34,683)	(15,060)	7,412
Capital Contributions from the Ministry of Education				
Adjustment to Accumulated surplus/(deficit) from adoption of PBE IFRS 9		-	-	-
Equity at 31 December	23	337,486	356,608	372,169
Retained Earnings		337,486	356,608	372,169
Equity at 31 December		337,486	356,608	372,169


The above Statement of Changes in Net Assets/Equity should be read in conjunction with the accompanying notes which form part of these financial statements.



Orini Combined School
Statement of Financial Position
As at 31 December 2020

	Notes	2020 Actual \$	2020 Budget (Unaudited) \$	2019 Actual \$
Current Assets				
Cash and Cash Equivalents	8	76,051	168,883	208,787
Accounts Receivable	9	43,605	34,797	37,593
GST Receivable		5,110	1,862	1,862
Prepayments		8,544	5,998	5,998
Inventories	10	9,521	7,492	7,492
Investments	11	100,000	-	-
Funds owed for Capital Works Projects	17	-	-	8,307
		<u>242,831</u>	<u>219,032</u>	<u>270,039</u>
Current Liabilities				
Accounts Payable	13	54,141	41,027	41,027
Revenue Received in Advance	14	2,500	-	6,500
Provision for Cyclical Maintenance	15	-	-	2,250
Finance Lease Liability - Current Portion	16	6,040	8,357	8,978
		<u>62,681</u>	<u>49,384</u>	<u>58,755</u>
Working Capital Surplus/(Deficit)		<u>180,150</u>	<u>169,648</u>	<u>211,284</u>
Non-current Assets				
Property, Plant and Equipment	12	213,552	238,277	213,881
		<u>213,552</u>	<u>238,277</u>	<u>213,881</u>
Non-current Liabilities				
Provision for Cyclical Maintenance	15	44,000	45,178	38,500
Finance Lease Liability	16	12,216	6,139	14,496
		<u>56,216</u>	<u>51,317</u>	<u>52,996</u>
Net Assets		<u>337,486</u>	<u>356,608</u>	<u>372,169</u>
Equity		<u>337,486</u>	<u>356,608</u>	<u>372,169</u>

The above Statement of Financial Position should be read in conjunction with the accompanying notes which form part of these financial statements.




Orini Combined School
Statement of Cash Flows
For the year ended 31 December 2020

		2020	2020	2019
	Note	Actual	Budget	Actual
		\$	(Unaudited)	\$
			\$	
Cash flows from Operating Activities				
Government Grants		230,419	189,898	199,682
Locally Raised Funds		59,409	116,759	67,158
Goods and Services Tax (net)		(2,935)	-	1,940
Payments to Employees		(111,730)	(81,507)	(96,523)
Payments to Suppliers		(154,983)	(197,383)	(130,130)
Cyclical Maintenance Payments in the year		(14,450)	(2,250)	-
Interest Paid		(2,364)	(466)	(1,511)
Interest Received		981	4,000	3,561
Net cash from/(to) Operating Activities		4,347	29,051	44,177
Cash flows from Investing Activities				
Purchase of Property Plant & Equipment (and Intangibles)		(38,065)	(67,396)	(33,302)
Purchase of Investments		(100,000)	-	-
Proceeds from Sale of Investments		-	-	92,918
Net cash from/(to) Investing Activities		(138,065)	(67,396)	59,616
Cash flows from Financing Activities				
Finance Lease Payments		(3,965)	(1,559)	(11,848)
Funds Held for Capital Works Projects		4,947	-	(20,357)
Net cash from/(to) Financing Activities		982	(1,559)	(32,205)
Net increase/(decrease) in cash and cash equivalents		(132,736)	(39,904)	71,588
Cash and cash equivalents at the beginning of the year	8	208,787	208,787	137,199
Cash and cash equivalents at the end of the year	8	76,051	168,883	208,787

The Statement of Cash Flows records only those cash flows directly within the control of the School. This means centrally funded teachers' salaries and the use of land and buildings grant and expense have been excluded.

The above Statement of Cash Flows should be read in conjunction with the accompanying notes which form part of these financial statements.



Orini Combined School

Notes to the Financial Statements

For the year ended 31 December 2020

1. Statement of Accounting Policies

a) Reporting Entity

Orini Combined School (the School) is a Crown entity as specified in the Crown Entities Act 2004 and a school as described in the Education and Training Act 2020. The Board of Trustees (the Board) is of the view that the School is a public benefit entity for financial reporting purposes.

b) Basis of Preparation

Reporting Period

The financial reports have been prepared for the period 1 January 2020 to 31 December 2020 and in accordance with the requirements of the Public Finance Act 1989.

Basis of Preparation

The financial statements have been prepared on a going concern basis, and the accounting policies have been consistently applied throughout the period.

Financial Reporting Standards Applied

The Education and Training Act 2020 requires the School, as a Crown entity, to prepare financial statements in accordance with generally accepted accounting practice. The financial statements have been prepared in accordance with generally accepted accounting practice in New Zealand, applying Public Sector Public Benefit Entity (PBE) Standards Reduced Disclosure Regime as appropriate to public benefit entities that qualify for Tier 2 reporting. The school is considered a Public Benefit Entity as it meets the criteria specified as "having a primary objective to provide goods and/or services for community or social benefit and where any equity has been provided with a view to supporting that primary objective rather than for financial return to equity holders".

PBE Accounting Standards Reduced Disclosure Regime

The School qualifies for Tier 2 as the school is not publicly accountable and is not considered large as it falls below the expenditure threshold of \$30 million per year. All relevant reduced disclosure concessions have been taken.

Measurement Base


The financial statements are prepared on the historical cost basis unless otherwise noted in a specific accounting policy.

Presentation Currency

These financial statements are presented in New Zealand dollars, rounded to the nearest dollar.

Specific Accounting Policies

The accounting policies used in the preparation of these financial statements are set out below.



Critical Accounting Estimates And Assumptions

The preparation of financial statements requires management to make judgements, estimates and assumptions that affect the application of accounting policies and the reported amounts of assets, liabilities, revenue and expenses. Actual results may differ from these estimates.

Estimates and underlying assumptions are reviewed on an ongoing basis. Revisions to accounting estimates are recognised in the period in which the estimate is revised and in any future periods affected.

Cyclical maintenance

A school recognises its obligation to maintain the Ministry's buildings in a good state of repair as a provision for cyclical maintenance. This provision relates mainly to the painting of the school buildings. The estimate is based on the school's long term maintenance plan which is prepared as part of its 10 Year Property Planning process. During the year, the Board assesses the reasonableness of its 10 Year Property Plan on which the provision is based. Cyclical maintenance is disclosed at note 15.

Useful lives of property, plant and equipment

The School reviews the estimated useful lives of property, plant and equipment at the end of each reporting date. The School believes that the estimated useful lives of the property, plant and equipment as disclosed in the Significant Accounting Policies are appropriate to the nature of the property, plant and equipment at reporting date. Property, plant and equipment is disclosed at note 12.

Critical Judgements in applying accounting policies

Management has exercised the following critical judgements in applying accounting policies:

Classification of leases

Determining whether a lease is a finance lease or an operating lease requires judgement as to whether the lease transfers substantially all the risks and rewards of ownership to the school. Judgement is required on various aspects that include, but are not limited to, the fair value of the leased asset, the economic life of the leased asset, whether or not to include renewal options in the lease term, and determining an appropriate discount rate to calculate the present value of the minimum lease payments. Classification as a finance lease means the asset is recognised in the statement of financial position as property, plant, and equipment, whereas for an operating lease no such asset is recognised.

Recognition of grants

The School reviews the grants monies received at the end of each reporting period and whether any require a provision to carry forward amounts unspent. The School believes all grants received have been appropriately recognised as a liability if required. Government grants are disclosed at note 2.

c) Revenue Recognition

Government Grants

The school receives funding from the Ministry of Education. The following are the main types of funding that the School receives.

Operational grants are recorded as revenue when the School has the rights to the funding, which is in the year that the funding is received.

Teachers salaries grants are recorded as revenue when the School has the rights to the funding in the salary period they relate to. The grants are not received in cash by the School and are paid directly to teachers by the Ministry of Education.

Use of land and buildings grants are recorded as revenue in the period the School uses the land and buildings. These are not received in cash by the School as they equate to the deemed expense for using the land and buildings which are owned by the Crown.



Other Grants

Other grants are recorded as revenue when the School has the rights to the funding, unless there are unfulfilled conditions attached to the grant, in which case the amount relating to the unfulfilled conditions is recognised as a liability and released to revenue as the conditions are fulfilled.

Donations, Gifts and Bequests

Donations, gifts and bequests are recorded as revenue when their receipt is formally acknowledged by the School.

Interest Revenue

Interest Revenue earned on cash and cash equivalents and investments is recorded as revenue in the period it is earned.

d) Use of Land and Buildings Expense

The property from which the School operates is owned by the Crown and managed by the Ministry of Education on behalf of the Crown. The School's use of the land and buildings as occupant is based on a property occupancy document as gazetted by the Ministry. The expense is based on an assumed market rental yield on the value of land and buildings as used for rating purposes. This is a non-cash expense that is offset by a non-cash grant from the Ministry.

e) Operating Lease Payments

Payments made under operating leases are recognised in the Statement of Comprehensive Revenue and Expense on a straight line basis over the term of the lease.

f) Finance Lease Payments

Finance lease payments are apportioned between the finance charge and the reduction of the outstanding liability. The finance charge is allocated to each period during the lease term on an effective interest basis.

g) Cash and Cash Equivalents

Cash and cash equivalents include cash on hand, bank balances, deposits held at call with banks, and other short term highly liquid investments with original maturities of 90 days or less, and bank overdrafts. The carrying amount of cash and cash equivalents represent fair value.

h) Accounts Receivable

Short-term receivables are recorded at the amount due, less an allowance for credit losses (uncollectable debts). The schools receivables are largely made up of funding from the Ministry of Education, therefore the level of uncollectable debts is not considered to be material. However, short-term receivables are written off when there is no reasonable expectation of recovery.

i) Inventories

Inventories are consumable items held for sale and comprise of stationery and school uniforms. They are stated at the lower of cost and net realisable value. Cost is determined on a first in, first out basis. Net realisable value is the estimated selling price in the ordinary course of activities less the estimated costs necessary to make the sale. Any write down from cost to net realisable value is recorded as an expense in the Statement of Comprehensive Revenue and Expense in the period of the write down.



j) Investments

Bank term deposits are initially measured at the amount invested. Interest is subsequently accrued and added to the investment balance. A loss allowance for expected credit losses is recognised if the estimated loss allowance is not trivial.

k) Property, Plant and Equipment

Land and buildings owned by the Crown are excluded from these financial statements. The Board's use of the land and buildings as 'occupant' is based on a property occupancy document.

Improvements to buildings owned by the Crown are recorded at cost, less accumulated depreciation and impairment losses.

Property, plant and equipment are recorded at cost or, in the case of donated assets, fair value at the date of receipt, less accumulated depreciation and impairment losses. Cost or fair value as the case may be, includes those costs that relate directly to bringing the asset to the location where it will be used and making sure it is in the appropriate condition for its intended use.

Gains and losses on disposals (*i.e.* sold or given away) are determined by comparing the proceeds received with the carrying amounts (*i.e.* the book value). The gain or loss arising from the disposal of an item of property, plant and equipment is recognised in the Statement of Comprehensive Revenue and Expense.

Finance Leases

A finance lease transfers to the lessee substantially all the risks and rewards incidental to ownership of an asset, whether or not title is eventually transferred. At the start of the lease term, finance leases are recognised as assets and liabilities in the statement of financial position at the lower of the fair value of the leased asset or the present value of the minimum lease payments. The finance charge is charged to the surplus or deficit over the lease period so as to produce a constant periodic rate of interest on the remaining balance of the liability. The amount recognised as an asset is depreciated over its useful life. If there is no reasonable certainty whether the school will obtain ownership at the end of the lease term, the asset is fully depreciated over the shorter of the lease term and its useful life.

Depreciation

Property, plant and equipment except for library resources are depreciated over their estimated useful lives on a straight line basis. Library resources are depreciated on a diminishing value basis. Depreciation of all assets is reported in the Statement of Comprehensive Revenue and Expense.

The estimated useful lives of the assets are:

Building Improvements	40 years
Furniture and Equipment	10 - 15 years
Information and Communication	5 years
Library Resources	12.5% DV
Leased assets held under a Finance Lease	Term of Lease



l) Intangible Assets

Software costs

Computer software acquired by the School are capitalised on the basis of the costs incurred to acquire and bring to use the specific software. Costs associated with subsequent maintenance or licensing of software are recognised as an expense in the Statement of Comprehensive Revenue and Expense when incurred.

Computer software licences with individual values under \$1,000 are not capitalised, they are recognised as an expense in the Statement of Comprehensive Revenue and Expense when incurred.

Computer software that the school receives from the Ministry of Education is normally acquired through a non-exchange transaction and is not of a material amount. It's fair value can be assessed at time of acquisition if no other methods lead to a fair value determination. Computer software purchased directly from suppliers at market rates are considered exchange transactions and the fair value is the amount paid for the software.

The carrying value of software is amortised on a straight line basis over its useful life. The useful life of software is estimated as three years. The amortisation charge for each period and any impairment loss is recorded in the Statement of Comprehensive Revenue and Expense.

m) Impairment of property, plant, and equipment and intangible assets

The school does not hold any cash generating assets. Assets are considered cash generating where their primary objective is to generate a commercial return.

Non cash generating assets

Property, plant, and equipment and intangible assets held at cost that have a finite useful life are reviewed for impairment whenever events or changes in circumstances indicate that the carrying amount may not be recoverable. An impairment loss is recognised for the amount by which the asset's carrying amount exceeds its recoverable service amount. The recoverable service amount is the higher of an asset's fair value less costs to sell and value in use.


Value in use is determined using an approach based on either a depreciated replacement cost approach, restoration cost approach, or a service units approach. The most appropriate approach used to measure value in use depends on the nature of the impairment and availability of information.

If an asset's carrying amount exceeds its recoverable service amount, the asset is regarded as impaired and the carrying amount is written down to the recoverable amount. The total impairment loss is recognised in the surplus or deficit.

The reversal of an impairment loss is recognised in the surplus or deficit.

n) Accounts Payable

Accounts Payable represents liabilities for goods and services provided to the School prior to the end of the financial year which are unpaid. Accounts Payable are recorded at the amount of cash required to settle those liabilities. The amounts are unsecured and are usually paid within 30 days of recognition.



o) Employee Entitlements

Short-term employee entitlements

Employee benefits that are due to be settled within 12 months after the end of the period in which the employee renders the related service are measured based on accrued entitlements at current rates of pay.

These include salaries and wages accrued up to balance date, and also annual leave earned, by non teaching staff, to but not yet taken at balance date.

Long-term employee entitlements

Employee benefits that are due to be settled beyond 12 months after the end of the period in which the employee renders the related service, such as long service leave and retirement gratuities, have been calculated on an actuarial basis. The calculations are based on:

- likely future entitlements accruing to staff, based on years of service, years to entitlement, the likelihood that staff will reach the point of entitlement, and contractual entitlement information; and
- the present value of the estimated future cash flows.

p) Revenue Received in Advance

Revenue received in advance relates to fees received from students and grants received where there are unfulfilled obligations for the School to provide services in the future. The fees are recorded as revenue as the obligations are fulfilled and the fees earned.

q) Funds Held in Trust

Funds are held in trust where they have been received by the School for a specified purpose, or are being held on behalf of a third party and these transactions are not recorded in the Statement of Revenue and Expense.

The School holds sufficient funds to enable the funds to be used for their intended purpose at any time.

r) Shared Funds

Shared Funds are held on behalf of a cluster of participating schools as agreed with the Ministry of Education. The cluster of schools operate activities outside of School's control. These amounts are not recorded in the Statement of Revenue and Expense. The School holds sufficient funds to enable the funds to be used for their intended purpose.

s) Provision for Cyclical Maintenance

The property from which the School operates is owned by the Crown, and is vested in the Ministry. The Ministry has gazetted a property occupancy document that sets out the Board's property maintenance responsibilities. The Board is responsible for maintaining the land, buildings and other facilities on the School site in a state of good order and repair.

Cyclical maintenance, which involves painting the interior and exterior of the School, makes up the most significant part of the Board's responsibilities outside day-to-day maintenance. The provision for cyclical maintenance represents the obligation the Board has to the Ministry and is based on the Board's ten year property plan (10YPP).

t) Financial Instruments

The School's financial assets comprise cash and cash equivalents, accounts receivable, and investments. All of these financial assets, except for investments that are shares, are categorised as 'financial assets measured at amortised cost' for accounting purposes in accordance with financial reporting standards.

Investments that are shares are categorised as 'financial assets at fair value through other comprehensive revenue and expense' for accounting purposes in accordance with financial reporting standards.

The School's financial liabilities comprise accounts payable, borrowings, finance lease liability, and painting contract liability. All of these financial liabilities are categorised as 'financial liabilities measured at amortised cost' for accounting purposes in accordance with financial reporting standards.



u) Borrowings

Borrowings on normal commercial terms are initially recognised at the amount borrowed plus transaction costs. Interest due on the borrowings is subsequently accrued and added to the borrowings balance. Borrowings are classified as current liabilities unless the school has an unconditional right to defer settlement of the liability for at least 12 months after balance date.

Borrowings include but are not limited to bank overdrafts, operating leases, finance leases, painting contracts and term loans.

v) Goods and Services Tax (GST)

The financial statements have been prepared on a GST exclusive basis, with the exception of accounts receivable and accounts payable which are stated as GST inclusive.

The net amount of GST paid to, or received from, the IRD, including the GST relating to investing and financing activities, is classified as a net operating cash flow in the statements of cash flows.

Commitments and contingencies are disclosed exclusive of GST.

w) Budget Figures

The budget figures are extracted from the School budget that was approved by the Board.

x) Services received in-kind

From time to time the School receives services in-kind, including the time of volunteers. The School has elected not to recognise services received in kind in the Statement of Comprehensive Revenue and Expense.



2. Government Grants

	2020 Actual \$	2020 Budget (Unaudited) \$	2019 Actual \$
Operational Grants	202,860	180,402	168,830
Teachers' Salaries Grants	554,047	-	518,227
Use of Land and Buildings Grants	137,088	-	132,917
Resource Teachers Learning and Behaviour Grants	1,839	-	2,500
Other MoE Grants	26,736	8,930	24,879
	<u>922,570</u>	<u>189,332</u>	<u>847,353</u>

Other MOE Grants total includes additional COVID-19 funding totalling \$2,614 for the year ended 31 December 2020.

3. Locally Raised Funds

Local funds raised within the School's community are made up of:

	2020 Actual \$	2020 Budget (Unaudited) \$	2019 Actual \$
Revenue			
Donations	6,138	8,000	11,044
Activities	15,620	66,863	21,764
Trading	14,263	7,000	9,486
Fundraising	25,538	21,000	23,011
Other Revenue	-	20,396	2,360
	<u>61,559</u>	<u>123,259</u>	<u>67,665</u>
Expenses			
Activities	13,870	67,363	28,721
Trading	15,072	6,200	6,141
Fundraising (Costs of Raising Funds)	4,845	-	1,682
	<u>33,787</u>	<u>73,563</u>	<u>36,544</u>
<i>Surplus for the year Locally raised funds</i>	<u>27,772</u>	<u>49,696</u>	<u>31,121</u>

4. Learning Resources

	2020 Actual \$	2020 Budget (Unaudited) \$	2019 Actual \$
Curricular	21,514	24,150	19,262
Library Resources	4,639	4,887	253
Employee Benefits - Salaries	626,666	50,848	555,881
Staff Development	12,970	18,500	20,921
	<u>665,789</u>	<u>98,385</u>	<u>596,317</u>



5. Administration

	2020 Actual \$	2020 Budget (Unaudited) \$	2019 Actual \$
Audit Fee	4,000	4,000	3,800
Board of Trustees Fees	3,940	4,000	4,445
Board of Trustees Expenses	4,698	6,330	6,123
Communication	850	1,240	1,386
Consumables	2,519	5,000	4,793
Legal Fees	339	350	339
Other	11,480	9,280	7,927
Employee Benefits - Salaries	32,343	28,467	28,744
Insurance	1,087	-	867
Service Providers, Contractors and Consultancy	7,346	7,000	6,617
	<u>68,602</u>	<u>65,667</u>	<u>65,041</u>

6. Property

	2020 Actual \$	2020 Budget (Unaudited) \$	2019 Actual \$
Caretaking and Cleaning Consumables	16,378	16,200	4,059
Cyclical Maintenance Expense	17,700	6,678	(14,696)
Grounds	9,161	14,500	6,330
Heat, Light and Water	8,204	7,500	9,340
Repairs and Maintenance	8,973	2,900	5,550
Use of Land and Buildings	137,088	-	132,917
Security	1,508	600	845
Employee Benefits - Salaries	7,066	2,192	27,158
	<u>206,078</u>	<u>50,570</u>	<u>171,503</u>

The use of land and buildings figure represents 8% of the school's total property value. Property values are established as part of the nation-wide revaluation exercise that is conducted every 30 June for the Ministry of Education's year-end reporting purposes.

7. Depreciation

	2020 Actual \$	2020 Budget (Unaudited) \$	2019 Actual \$
Building Improvements	1,961	1,984	1,809
Furniture and Equipment	24,580	24,342	22,195
Information and Communication Technology	9,160	8,273	7,543
Leased Assets	6,468	7,167	6,535
Library Resources	984	1,234	1,125
	<u>43,153</u>	<u>43,000</u>	<u>39,207</u>



8. Cash and Cash Equivalents

	2020 Actual \$	2020 Budget (Unaudited) \$	2019 Actual \$
Bank Current Account	35,359	81,501	26,327
Bank Call Account	40,692	87,382	182,460
Cash and cash equivalents for Statement of Cash Flows	76,051	168,883	208,787

The carrying value of short-term deposits with original maturity dates of 90 days or less approximates their fair value.

9. Accounts Receivable

	2020 Actual \$	2020 Budget (Unaudited) \$	2019 Actual \$
Receivables	-	1,850	1,850
Banking Staffing Underuse	-	-	2,796
Interest Receivable	-	20	20
Teacher Salaries Grant Receivable	43,605	32,927	32,927
	43,605	34,797	37,593
Receivables from Exchange Transactions	-	1,870	1,870
Receivables from Non-Exchange Transactions	43,605	32,927	35,723
	43,605	34,797	37,593

10. Inventories

	2020 Actual \$	2020 Budget (Unaudited) \$	2019 Actual \$
Stationery	441	7,492	719
Uniforms	9,080	-	6,773
	9,521	7,492	7,492

11. Investments

The School's investment activities are classified as follows:

	2020 Actual \$	2020 Budget (Unaudited) \$	2019 Actual \$
Current Asset			
Short-term Bank Deposits	100,000	-	-
Total Investments	100,000	-	-



12. Property, Plant and Equipment

	Opening Balance (NBV)	Additions	Disposals	Impairment	Depreciation	Total (NBV)
2020	\$	\$	\$	\$	\$	\$
Building Improvements	41,933	3,360	-	-	(1,961)	43,333
Furniture and Equipment	123,487	24,943	-	-	(24,580)	123,880
Information and Communication Tech	18,599	13,121	-	-	(9,160)	22,480
Leased Assets	21,989	1,399	-	-	(6,468)	16,970
Library Resources	7,873	-	-	-	(984)	6,889
Balance at 31 December 2020	213,881	42,823	-	-	(43,153)	213,552


The net carrying value of equipment held under a finance lease is \$16,970 (2019: \$21,989)

	Cost or Valuation	Accumulated Depreciation	Net Book Value
2020	\$	\$	\$
Building Improvements	81,792	(38,459)	43,333
Furniture and Equipment	344,058	(220,178)	123,880
Information and Communication	119,724	(97,244)	22,480
Leased Assets	34,186	(17,216)	16,970
Library Resources	42,826	(35,937)	6,889
Balance at 31 December 2020	622,586	(409,034)	213,552

	Opening Balance (NBV)	Additions	Disposals	Impairment	Depreciation	Total (NBV)
2019	\$	\$	\$	\$	\$	\$
Building Improvements	37,652	6,090	-	-	(1,809)	41,933
Furniture and Equipment	128,762	18,109	(1,189)	-	(22,195)	123,487
Information and Communication Tech	16,568	9,574	-	-	(7,543)	18,599
Leased Assets	13,202	22,992	(7,670)	-	(6,535)	21,989
Library Resources	8,998	-	-	-	(1,125)	7,873
Balance at 31 December 2019	205,182	56,765	(8,859)	-	(39,207)	213,881

The net carrying value of equipment held under a finance lease is \$21,989 (2018: \$13,202)

	Cost or Valuation	Accumulated Depreciation	Net Book Value
2019	\$	\$	\$
Building Improvements	78,432	(36,499)	41,933
Furniture and Equipment	319,113	(195,626)	123,487
Information and Communication	106,603	(88,004)	18,599
Leased Assets	32,787	(10,798)	21,989
Library Resources	42,826	(34,953)	7,873
Balance at 31 December 2019	579,761	(365,880)	213,881



13. Accounts Payable

	2020 Actual \$	2020 Budget (Unaudited) \$	2019 Actual \$
Operating Creditors	5,614	6,767	2,748
Accruals	4,000	-	4,370
Employee Entitlements - Salaries	43,605	33,278	32,927
Employee Entitlements - Leave Accrual	922	982	982
	<u>54,141</u>	<u>41,027</u>	<u>41,027</u>
Payables for Exchange Transactions	54,141	41,027	41,027
Payables for Non-exchange Transactions - Taxes Payable (PAYE and Rates)	-	-	-
Payables for Non-exchange Transactions - Other	-	-	-
	<u>54,141</u>	<u>41,027</u>	<u>41,027</u>

The carrying value of payables approximates their fair value.

14. Revenue Received in Advance

	2020 Actual \$	2020 Budget (Unaudited) \$	2019 Actual \$
Revenue Received In Advance	2,500	-	6,500
	<u>2,500</u>	<u>-</u>	<u>6,500</u>

15. Provision for Cyclical Maintenance

	2020 Actual \$	2020 Budget (Unaudited) \$	2019 Actual \$
Provision at the Start of the Year	40,750	38,500	55,446
Increase/(decrease) to the Provision During the Year	6,945	6,678	(14,696)
Adjustment to the Provision	10,755	-	-
Use of the Provision During the Year	(14,450)	-	-
Provision at the End of the Year	<u>44,000</u>	<u>45,178</u>	<u>40,750</u>
Cyclical Maintenance - Current	-	-	2,250
Cyclical Maintenance - Term	44,000	45,178	38,500
	<u>44,000</u>	<u>45,178</u>	<u>40,750</u>



16. Finance Lease Liability

The School has entered into a number of finance lease agreements for computers and other ICT equipment. Minimum lease payments payable:

	2020 Actual \$	2020 Budget (Unaudited) \$	2019 Actual \$
No Later than One Year	7,749	8,357	8,978
Later than One Year and no Later than Five Years	13,799	6,139	14,496
	<u>21,548</u>	<u>14,496</u>	<u>23,474</u>

17. Funds Owed (Held) for Capital Works Projects

During the year the School received and applied funding from the Ministry of Education for the following capital works projects:

	2020	Opening Balances \$	Receipts from MoE \$	Payments \$	BOT Contribution/ (Write-off to R&M)	Closing Balances \$
MOE Clearlite Replacement	<i>completed</i>	3,547	17,736	(14,189)	-	-
MOE 5YA Toilet Upgrade	<i>completed</i>	4,760	454,343	(452,943)	3,360	-
Totals		<u>8,307</u>	<u>472,079</u>	<u>(467,132)</u>	<u>3,360</u>	<u>-</u>

Represented by:

Funds Held on Behalf of the Ministry of Education


Funds Due from the Ministry of Education

	2019	Opening Balances \$	Receipts from MoE \$	Payments \$	BOT Contribution/ (Write-off to R&M)	Closing Balances \$
MOE 5YA Remedial Roofing	<i>completed</i>	(5,960)	271	(6,231)	-	-
MOE Clearlite Replacement	<i>in progress</i>	-	-	(3,547)	-	3,547
MOE 5YA Toilet Upgrade	<i>in progress</i>	-	-	(4,760)	-	4,760
Totals		<u>(5,960)</u>	<u>271</u>	<u>(14,538)</u>	<u>-</u>	<u>8,307</u>

18. Related Party Transactions

The School is a controlled entity of the Crown, and the Crown provides the major source of revenue to the school. The school enters into transactions with other entities also controlled by the Crown, such as government departments, state-owned enterprises and other Crown entities. Transactions with these entities are not disclosed as they occur on terms and conditions no more or less favourable than those that it is reasonable to expect the school would have adopted if dealing with that entity at arm's length.

Related party disclosures have not been made for transactions with related parties that are within a normal supplier or client/recipient relationship on terms and condition no more or less favourable than those that it is reasonable to expect the school would have adopted in dealing with the party at arm's length in the same circumstances. Further, transactions with other government agencies (for example, Government departments and Crown entities) are not disclosed as related party transactions when they are consistent with the normal operating arrangements between government agencies and undertaken on the normal terms and conditions for such transactions.



19. Remuneration

Key management personnel compensation

Key management personnel of the School include all trustees of the Board, Principal, Deputy Principals and Heads of Departments.

	2020 Actual \$	2019 Actual \$
<i>Board Members</i>		
Remuneration	3,940	4,445
Full-time equivalent members	0.05	0.17
<i>Leadership Team</i>		
Remuneration	194,920	208,609
Full-time equivalent members	2.00	2.00
Total key management personnel remuneration	198,860	213,054
Total full-time equivalent personnel	2.05	2.17

The full time equivalent for Board members has been determined based on attendance at Board meetings, Committee meetings and for other obligations of the Board, such as stand downs and suspensions, plus the estimated time for Board members to prepare for meetings.

Principal

The total value of remuneration paid or payable to the Principal was in the following bands:

	2020 Actual \$000	2019 Actual \$000
<i>Salaries and Other Short-term Employee Benefits:</i>		
<i>Principal A</i>		
Salary and Other Payments	110 - 120	30 - 40
Benefits and Other Emoluments	2 - 3	0 - 5
Termination Benefits	-	-
<i>Principal B</i>		
Salary and Other Payments	-	80 - 90
Benefits and Other Emoluments	-	0 - 5
Termination Benefits	-	-

Other Employees

The number of other employees with remuneration greater than \$100,000 was in the following bands:

Remuneration \$000	2020 FTE Number	2019 FTE Number
100 - 110	-	-
	0.00	0.00

The disclosure for 'Other Employees' does not include remuneration of the Principal.



20. Compensation and Other Benefits Upon Leaving

The total value of compensation or other benefits paid or payable to persons who ceased to be trustees, committee member, or employees during the financial year in relation to that cessation and number of persons to whom all or part of that total was payable was as follows:

	2020 Actual	2019 Actual
Total	-	-
Number of People	-	-

21. Contingencies

There are no contingent liabilities (except as noted below) and no contingent assets as at 31 December 2020 (Contingent liabilities and assets at 31 December 2019: nil).

Holidays Act Compliance – schools payroll

The Ministry of Education performs payroll processing and payments on behalf of school boards of trustees, through payroll service provider Education Payroll Limited.

The Ministry's review of the schools sector payroll to ensure compliance with the Holidays Act 2003 is ongoing. The current phase of this review is to design potential solutions for any compliance breaches discovered in the initial phase of the Programme. Final calculations and potential impact on any specific individual will not be known until further detailed analysis and solutions have been completed.

To the extent that any obligation cannot reasonably be quantified at 31 December 2020, a contingent liability for the school may exist.

22. Commitments

(a) Capital Commitments

There are no capital commitments as at 31 December 2020 (Capital commitments at 31 December 2019: nil).

(b) Operating Commitments

As at 31 December 2020 the Board has entered into the following contracts:

(a) operating lease of photocopiers;

	2020 Actual \$	2019 Actual \$
No later than One Year	1,537	1,517
Later than One Year and No Later than Five Years	3,844	5,312
Later than Five Years	-	-
	<u>5,381</u>	<u>6,829</u>

23. Managing Capital

The School's capital is its equity and comprises capital contributions from the Ministry of Education for property, plant and equipment and accumulated surpluses and deficits. The School does not actively manage capital but attempts to ensure that income exceeds spending in most years. Although deficits can arise as planned in particular years, they are offset by planned surpluses in previous years or ensuing years.



24. Financial Instruments

The carrying amount of financial assets and liabilities in each of the financial instrument categories are as follows:

Financial assets measured at amortised cost

	2020 Actual \$	2020 Budget (Unaudited) \$	2019 Actual \$
Cash and Cash Equivalents	76,051	168,883	208,787
Receivables	43,605	34,797	37,593
Investments - Term Deposits	100,000	-	-
Total Financial assets measured at amortised cost	<u>219,656</u>	<u>203,680</u>	<u>246,380</u>

Financial liabilities measured at amortised cost

Payables	54,141	41,027	41,027
Borrowings - Loans	-	-	-
Finance Leases	18,256	14,496	23,474
Painting Contract Liability	-	-	-
Total Financial Liabilities Measured at Amortised Cost	<u>72,397</u>	<u>55,523</u>	<u>64,501</u>

25. Events After Balance Date

There were no significant events after the balance date that impact these financial statements.

26. Comparatives

There have been a number of prior period comparatives which have been reclassified to make disclosure consistent with the current year.



Orini Combined School

Kiwisport

Kiwisport is a Government funding initiative to support students' participation in organised sport. In 2020, the school received total Kiwisport funding of \$1,644 (excluding GST). The funding was spent on sporting endeavours.